




# Year 7 Landscapes

Impressionism developed in France in the 19th century and is based on the practice of painting 'on the spot'. Main subjects were landscapes and scenes of everyday life painted in quick dabs of colour to show the fleeting quality of light.








<b>KEY WORDS</b>	Landscape	Tints	Poster Paint	Composition
	Primary	Shades	Stippling	Horizon Line
	Secondary	Complementary	Mark-making	Foreground
	Tertiary	Pointillism	Cross Hatching	Background
	Colour	Impressionism	Brush marks	Painting
	Colour Wheel	George Seurat	Dots	







## Wider Study Opportunities?

Impressionists' work could be explored further through watching You Tube videos relating to painting style and technique, and the National Gallery website.  
Creative clubs in ADT at lunchtimes & Takeaway Homestudy  
Links to GCSE study

## Some of your learning will include:

-  To be able to develop colour mixing skills using paint. Learning what the colour wheel is and how it works.
-  To investigate the impressionist artist and their mark making techniques.
-  To develop skills in mark making and control and application of paint.
-  Develop the knowledge and understanding of the basic rules of composition and subject terminology.
-  Develop the knowledge to be able to refine and build own landscape making connections to the work of impressionist.

## Assessment and Feedback:

-  **Assessment Objective 1:** Develop your own ideas made by research and cultural influences.
-  **Assessment Objective 2:** Develop ideas by experimenting with different materials and techniques
-  **Assessment Objective 3:** Demonstrate skill in drawing and recording.  
When annotating work  
ensure you use subject terminology
-  **Assessment Objective 4:** Present a personal final outcome/piece.

## Why this? Why now?



An exciting project that will get you out of your comfort zone and painting in new and creative ways! Build on your taught skills during previous projects, focusing on mark-making techniques, with opportunities to excel for those who are confident.